



ULTRAPLAST A grey mineral

Description:


APP-modified bitumen membrane ULTRAPLAST A grey mineral is designed for installation as the top layer in double-layer roofing system on buildings and constructions. Can be used for new construction or repair.

The material withstands temperature fluctuations and high mechanical loads providing a long-term, reliable and effective waterproofing. APP polymer provides additional flow resistance that makes it possible to use the material in a very hot climate.

On the bottom side, the material is covered by a polymer film with special graphic elements, melting of which indicates the proper material heating. On the top side, the material is covered by a coarse-grained slate with special hydrophobic treatment that protects the material from damage by ultraviolet radiation during the whole service life of the membrane.

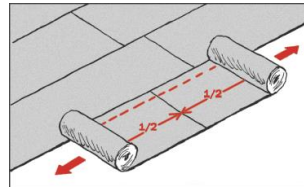
General requirements:

- Rolls of the material should be stored indoors in a dry place in their original packaging and taken to the construction site ready to use.
- Keep the rolls upright and do not stack pallets.
- Falls or other mechanical impacts should be avoided during transportation and storage.
- The application surface must be cleaned of dust, debris, grease, leaves, oil and should not have gaps and cracks or other irregularities to ensure proper adhesion of the membrane.




Installation:

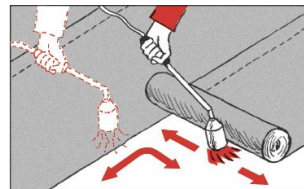
FLAT ROOF



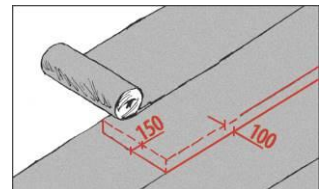
Roll out and align the membranes, then re-roll them tightly from both sides towards the centre.



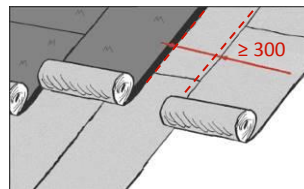
Heat the base and the bottom side of material at the same time to get a small bitumen flow.



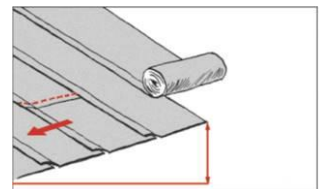
Heat the material and the base on all width of the roll, overlaps must be heated additionally.



Longitudinal overlaps should be 100 mm; end overlaps should be not less than 150 mm.



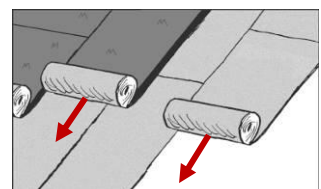
Cap sheet membrane should be positioned at a distance of min. 300 mm from overlaps of underlay membrane.



On roofs with a slope <15% membranes are rolled out perpendicularly to the water flow, ≥15% - along the water flow.



In places of end overlaps of the cap sheet membrane the top side of the material (with slate) must be additionally heated by torch. Then the slate is pressed into bitumen by spatula to increase the adhesion of the following roll.

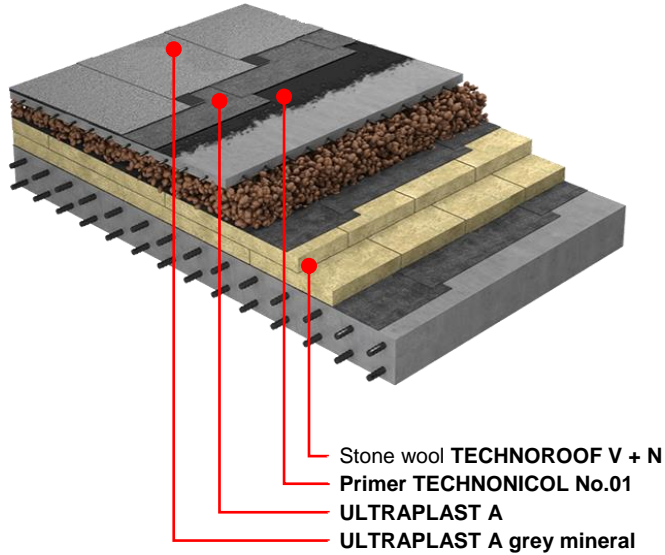


NOTE: Cap sheet membrane is installed in the same way as underlay membrane. It is forbidden to install roll materials in a crossway.




System solutions:

■ FLAT ROOF WITH THERMAL INSULATION



■ FLAT ROOF WITHOUT THERMAL INSULATION



Declared performance:

Essential characteristics	Test method	Performance	Essential characteristics	Test method	Performance
Protection of the top side	-	coarse-grained slate	Softening point, °C	ASTM D36	≥ +145
Protection of the bottom side	-	polymer film	Flexibility at low temperature, °C	EN 1109-1	≤ -6
Length, m	EN 1848-1	≥ 10.0	Flow resistance at elevated temperature, °C	EN 1110	≥ +120
Width, m	EN 1848-1	≥ 1.0	Watertightness at 0.2 MPa for 24 hours	EN 1928	Pass
Straightness	EN 1848-1	≤ 10 mm / 5 m	External fire performance	EN 13501-5	NPD
Mass per unit area, kg/m ²	EN 1849-1	3.8±0.38 5.1±0.48	Reaction to fire	EN 13501-1	Euroclass E
Thickness, mm	EN 1849-1	3.0±0.20 4.0±0.20	Dimensional stability, %	ASTM D5147	1.0
Type of carrier	-	polyester	Adhesion of granules, %	EN 12039	≤ 30
Tensile properties: maximum tensile force L / T, N/50mm	ASTM D5147	850±170 / 650±130	Visible defects	EN 1850-1	Pass
Tensile properties: elongation L / T, %	ASTM D5147	45±9 / 50±10	Water vapor transmission properties	EN 1931	μ=20000
Tear resistance L / T, N	ASTM D4073	350±100 / 350±100	Dangerous substances	Does not contain dangerous substances	

Footnotes: L / T – Longitudinal / Transverse; NPD – No Performance Determined.

Shelf life if all storage requirements are met: 12 months from the date of production.