



TECHNOELAST MOST B 4.5 MM

DESCRIPTION:

SBS-modified bitumen membrane Technoelast Most B 4.5 mm is designed for waterproofing of reinforced concrete slab of carriageway on bridge constructions and other traffic areas. It can be also used as a single-layer waterproofing of the foundation.

Technoelast Most B 4.5 mm is the waterproofing material produced by two-sided placing of a high-quality polymer-bitumen binder on a polyester base. The material has additional durability and resistibility features thanks to special formula of polymer-bitumen binder and increased thickness.

On the bottom side the material is covered by a polymer film with special graphic elements, melting of which indicates the proper material heating. On the top side the material is covered by polymer film.

GENERAL REQUIREMENTS:

- Rolls of the material should be stored indoors in a dry place in their original packaging and taken to the construction site ready to use.
- Keep the rolls upright and do not stack pallets.
- The application surface must be cleaned of dust, debris, grease, leaves, oil and should not have gaps and cracks or other irregularities to ensure proper adhesion of the membrane.
- Surface must be treated with primer before installation of waterproofing material.

DIRECTIONS FOR USE:

Rolls of the material should be installed in a longitudinal direction to traffic starting from the lower places.

Installation of reinforced concrete protective layer should be performed not earlier than 3 hours and not later than 3 days after installation of waterproofing layer. If installation of reinforced concrete is impossible in that period the waterproofing membrane should be protected from direct sunlight, mechanical and heat influences by means of geotextile or reflective film.

INSTALLATION

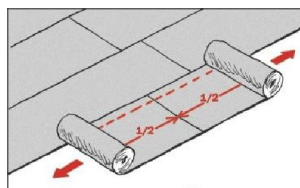
FLAT SURFACE




Clean the surface and repair any gaps, cracks, etc. It should be aligned and dry.



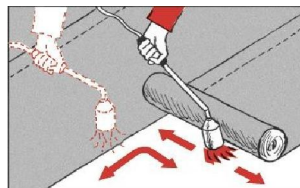
Treat the surface with bitumen primer to increase the adhesion of bitumen membrane.



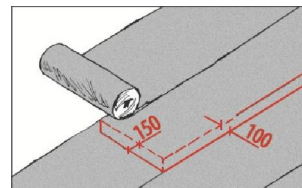
Roll out and align the membranes, then re-roll them tightly from both sides towards the centre.



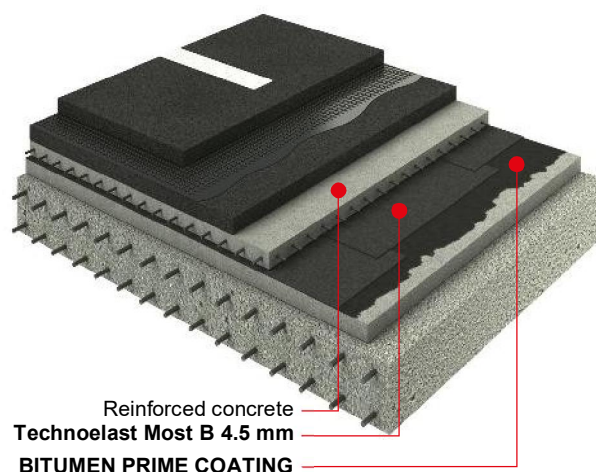
Heat the base and the bottom side of material at the same time to get small bitumen flow.



Heat the material and the base on all width of the roll, overlaps must be heated additionally.



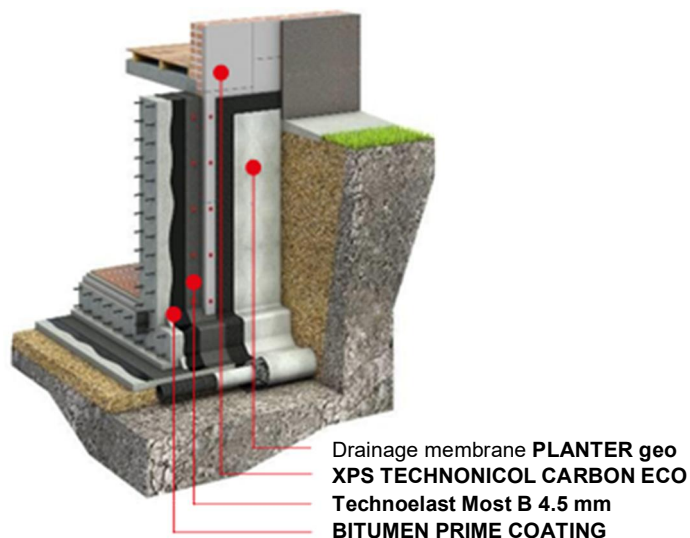
Longitudinal overlaps should be 100 mm; end overlaps should be not less than 150mm.





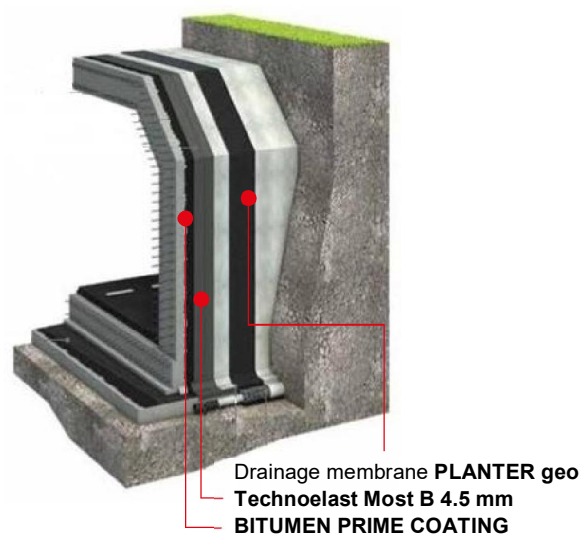
SYSTEM SOLUTIONS:

FOUNDATION WITH THERMAL INSULATION



SOLUTIONS

TUNNEL CONSTRUCTED WITH CUT-AND-COVER METHOD



DECLARED PERFORMANCE:

Essential characteristics	Test method	Performance	Essential characteristics	Test method	Performance
Protection of the top side		polymer film	Softening point, °C	ASTM D36	≥ +110
Protection of the bottom side		polymer film	Flexibility at low temperature, °C	EN 1110	≤ -20
Length, m	EN 1848-1	≥ 10.0	Flow resistance at elevated temperature, °C	EN 1110	≥ +100
Width, m	EN 1848-1	≥ 1.0	Watertightness at 0.3 MPa for 24 hours	EN 1928	Pass
Straightness, mm	EN 1848-1	≤ 16	External fire performance	EN 13501-5	Froof
Mass per unit area, kg/m ²	EN 1849-1	≥ 5.3	Reaction to fire	EN 13501-1	Euroclass F
Thickness, mm	EN 1849-1	4.6±0.1	Dimensional stability, %	ASTM D5147	1.0
Type of carrier		polyester	Adhesion of granules, %	EN 12039	NPD
Tensile properties: maximum tensile force L / T, N/50mm	ASTM D5147	≥ 600 / ≥ 600	Visible defects	EN 1850-1	Pass
Tensile properties: elongation L / T, %	ASTM D5147	40±20 / 40±20	Water vapor transmission properties	EN 1931	NPD
Tear strength L/T, N	ASTM D4073	500±150 / 500±150	Dangerous substances	Does not contain dangerous substances	

Footnotes: L / T – Longitudinal / Transverse

NPD – No Performance Determined

Shelf life: 12 months